

Scaled data based on original data using
LM-79-08 Approved Method: Electrical and Photometric Measurements of Solid-
State Lighting Products

Test Report Prepared for
Cooper Lighting Solutions
(formerly Eaton)

Brand: STREETWORKS

Report Number: P316835

Luminaire Tested: **GAN-SA1B-750-U-5NQ**

Issue Date: 3/3/2020

Test Information

Test Method: LM-79-08
Report Number: P316835
TEST IS SCALED FROM IESNA LM-79-08 TEST DATA (G2-1903-205-5)
Test Lab: INNOVATION CENTER
Issue Date: 3/3/2020
Manufacturer: COOPER LIGHTING SOLUTIONS (FORMERLY EATON)
Product Line: STREETWORKS
Catalog Number: GAN-SA1B-750-U-5NQ
Description: GALLEON AREA AND ROADWAY LUMINAIRE
(1) 70 CRI, 5000K, 800mA LIGHTSQUARE WITH 16 LEDS AND TYPE V NARROW OPTICS
Light Source: -
Ballast/Driver: ELECTRONIC DRIVER

Summary

Lumens per Lamp: N/A
Luminaire Lumens: 6172 lumens
Efficiency: N/A
Efficacy: 140.3 lumens/watt
Luminous Opening: Rectangular (W 0.5' x L: 0.5' x H: 0')
IES Classification: Type V - Short
BUG Rating: B2 - U0 - G1

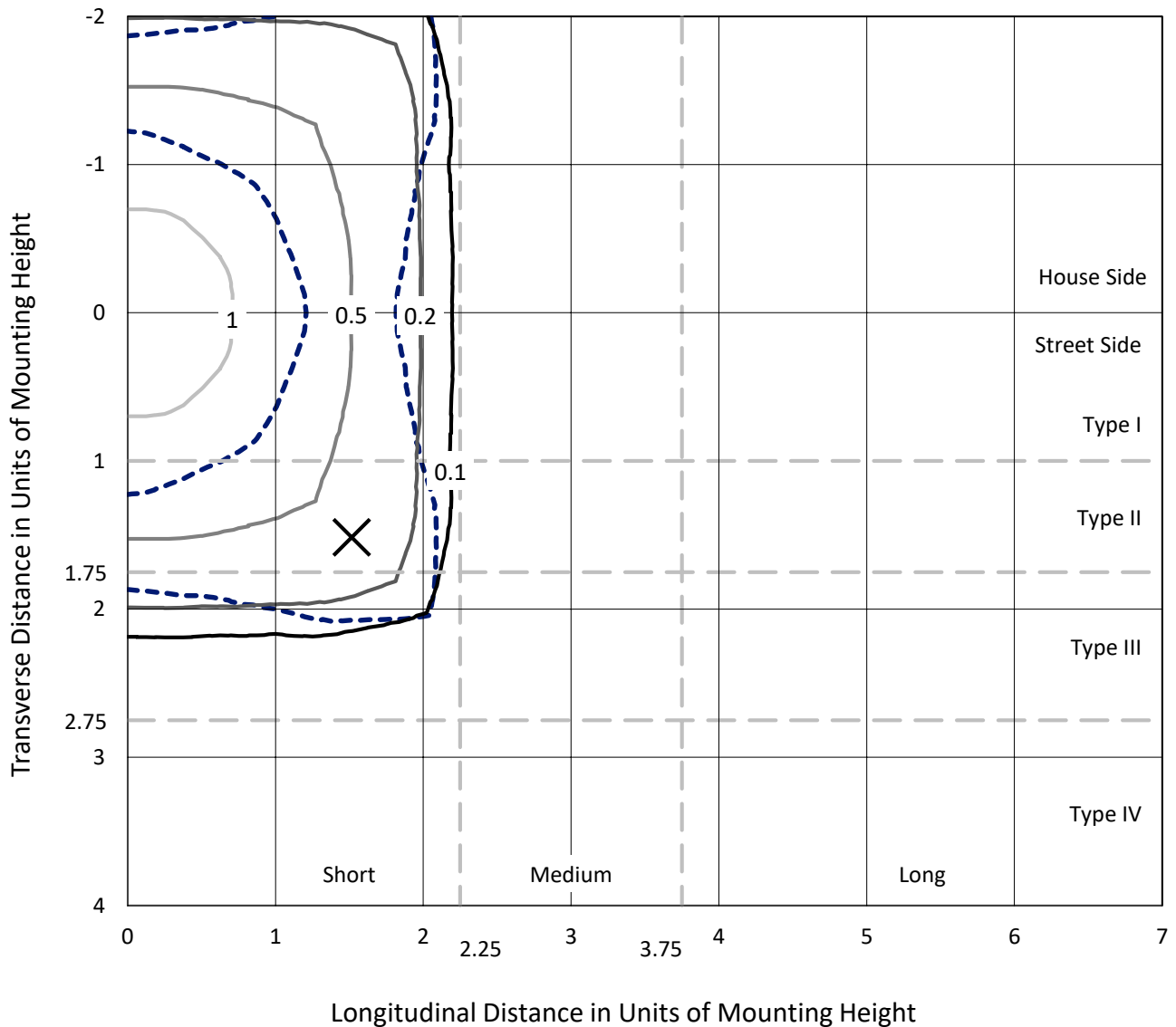
Input Watts (W): 44
Input Voltage (V): NR
Input Current (Ain): NR
Voltage Rise (V): NR
Power Factor: NR
Total Harmonic Distortion (THDi): NR
Frequency (hertz): 60
Stabilization Time: NR
Operation Time: NR
Ambient Temperature (°C): NR
Test Distance: 24 FT



REPORT NUMBER: P316835
 CATALOG NUMBER: GAN-SA1B-750-U-5NQ

Iso-Footcandle Lines of Horizontal Illumination

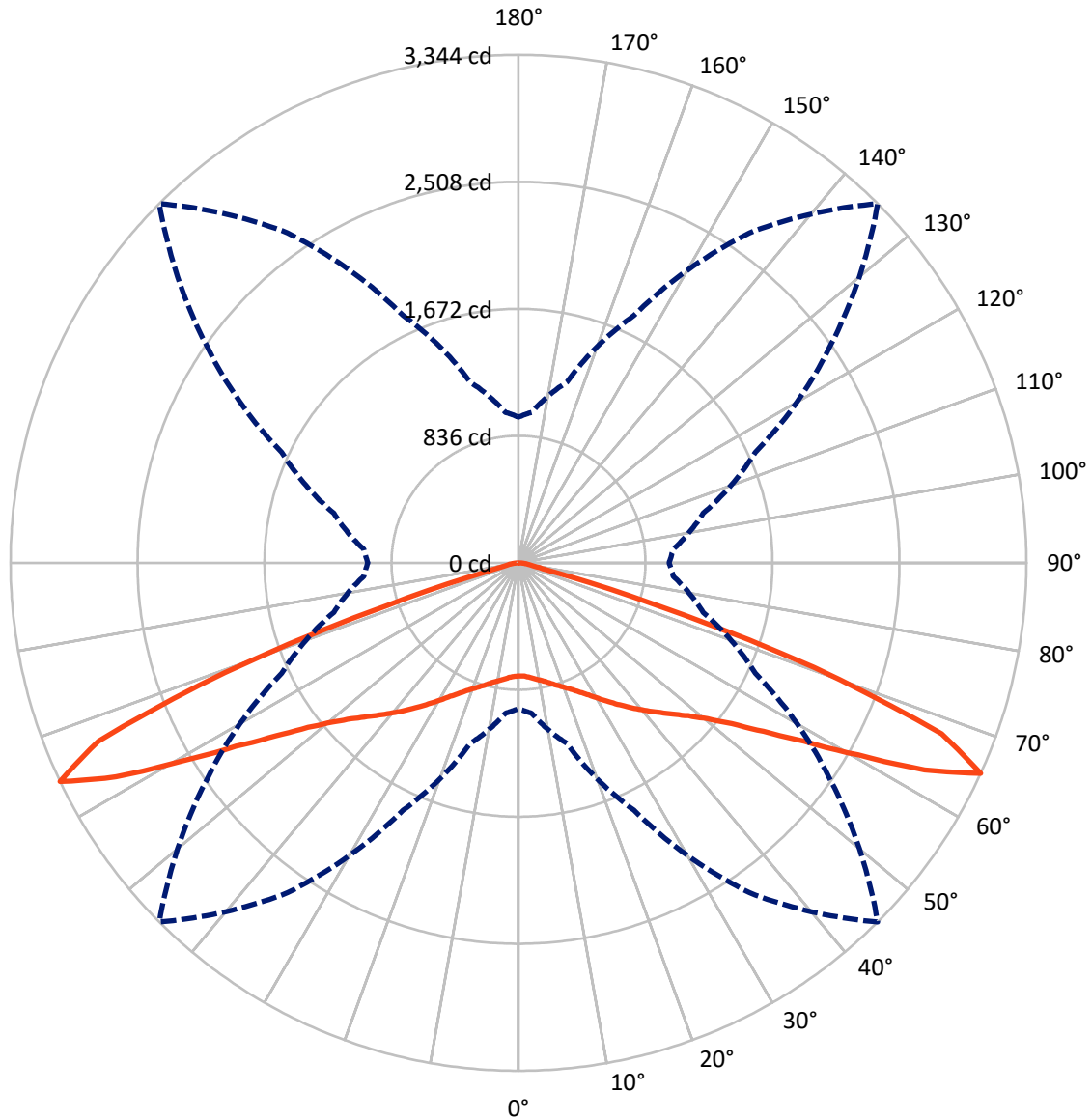
✕ Max cd
 - - - 1/2 Max cd



Based on 25 foot mounting height. Maximum calculated value = 1.2 fc
 Type V - Short - N/A

REPORT NUMBER: P316835
CATALOG NUMBER: GAN-SA1B-750-U-5NQ

Luminous Intensity Polar Plot



— Vertical Plane Through 45-Deg Lateral - - - Horizontal Cone Through 65-Deg Vertical

REPORT NUMBER: P316835
 CATALOG NUMBER: GAN-SA1B-750-U-5NQ

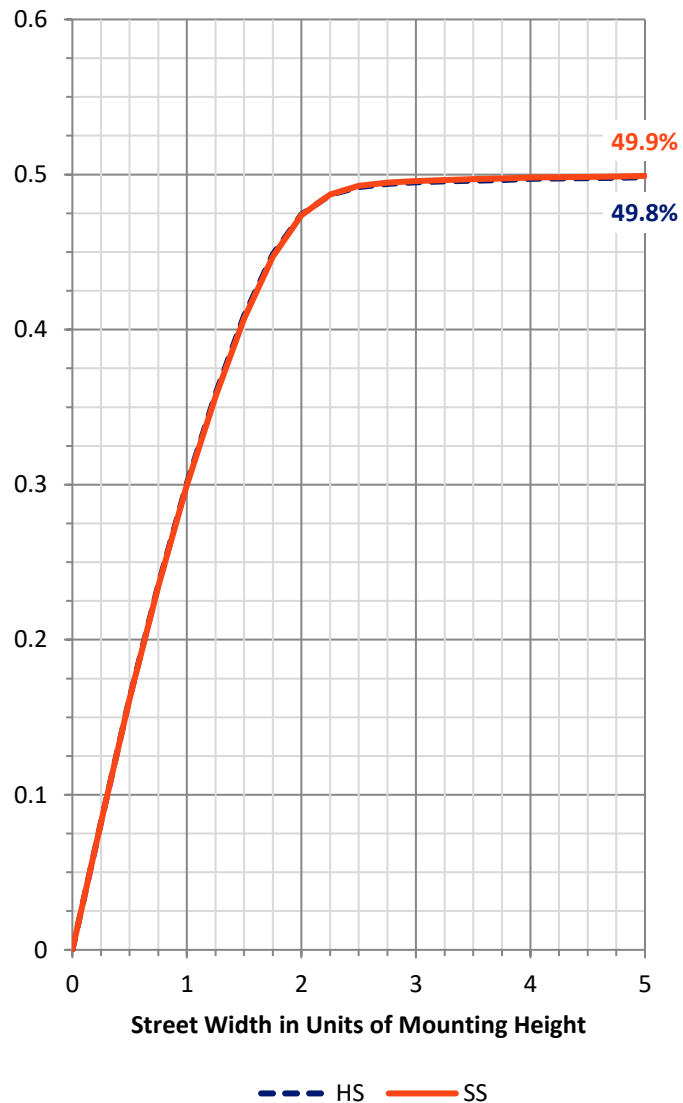
FLUX DISTRIBUTION:

		Downward	Upward	Total
House Side	Lumens	3086.0	0.0	3086.0
	% Fixture	50.0	0.0	50.0
Street Side	Lumens	3086.0	0.0	3086.0
	% Fixture	50.0	0.0	50.0
Total	Lumens	6172.0	0.0	6172.0
	% Fixture	100.0	0.0	100.0

ZONAL LUMENS:

Zone	Lumens	% Fixture
0°-10°	73.1	1.2
10°-20°	235.1	3.8
20°-30°	441.0	7.1
30°-40°	729.3	11.8
40°-50°	1129.6	18.3
50°-60°	1732.6	28.1
60°-70°	1616.7	26.2
70°-80°	188.2	3.0
80°-90°	26.4	0.4
90°-100°	0.0	0.0
100°-110°	0.0	0.0
110°-120°	0.0	0.0
120°-130°	0.0	0.0
130°-140°	0.0	0.0
140°-150°	0.0	0.0
150°-160°	0.0	0.0
160°-170°	0.0	0.0
170°-180°	0.0	0.0
0°-90°	6172.0	100.0
0°-180°	6172.0	100.0

Coefficient of Utilization

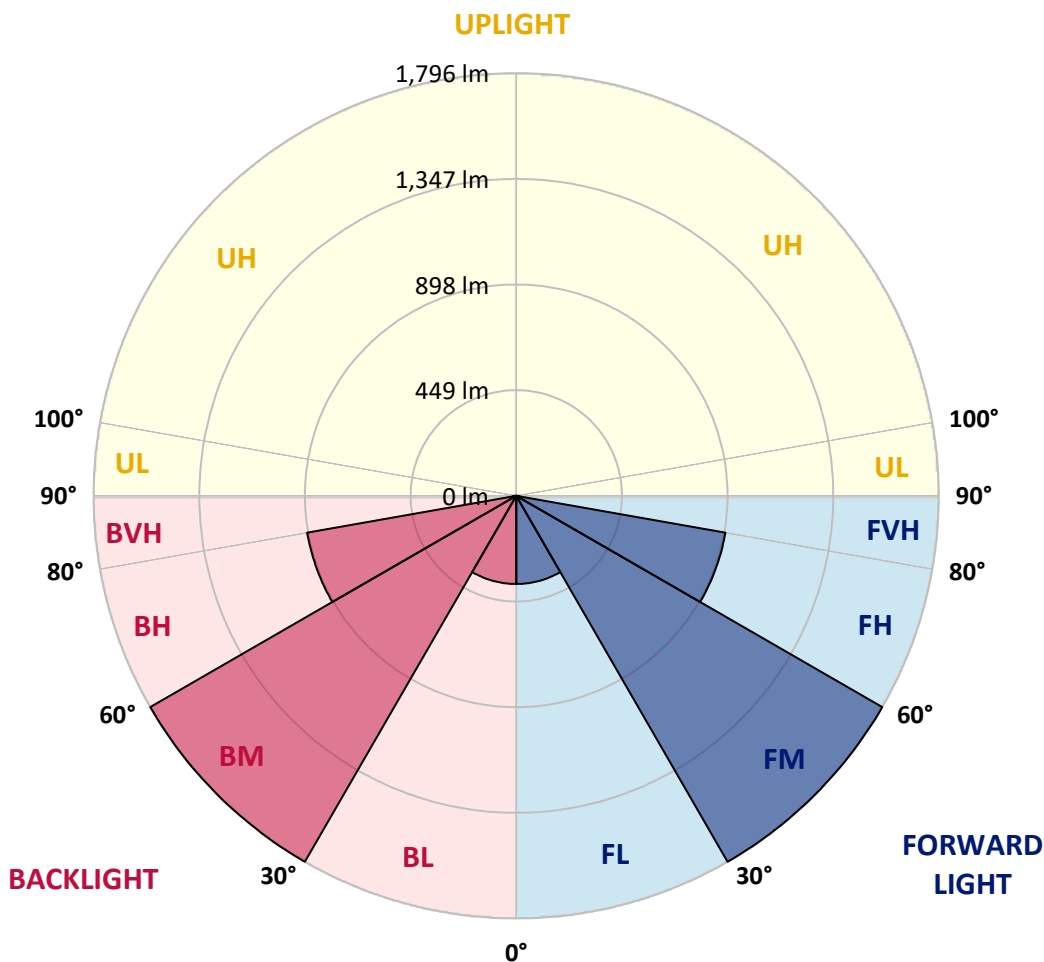


REPORT NUMBER: P316835
 CATALOG NUMBER: GAN-SA1B-750-U-5NQ

LUMINAIRE CLASSIFICATION SYSTEM LUMEN TABLE AND BUG RATING:

Zone	Lumens	% Fixture	Zone Rating/Lumen Limit		
			B	U	G
FL (0°-30°)	374.6	6.1			
FM (30°-60°)	1795.8	29.1			
FH (60°-80°)	902.4	14.6			G1/1800
FVH (80°-90°)	13.2	0.2			G1/100
BL (0°-30°)	374.6	6.1	B1/500		
BM (30°-60°)	1795.8	29.1	B2/2500		
BH (60°-80°)	902.4	14.6	B2/1000		G1/1800
BVH (80°-90°)	13.2	0.2			G1/100
UL (90°-100°)	0.0	0.0		U0/0	
UH (100°-180°)	0.0	0.0		U0/0	

BUG Rating: B2-U0-G1
 Type V Short





REPORT NUMBER: P316835
 CATALOG NUMBER: GAN-SA1B-750-U-5NQ

CANDELA DISTRIBUTION (FULL):

	0°	5°	15°	25°	35°	45°	55°	65°	75°	85°	90°
0°	745.3	745.3	745.3	745.3	745.3	745.3	745.3	745.3	745.3	745.3	745.3
2.5°	747.8	747.4	747.8	748.0	746.8	747.4	747.2	748.2	748.6	748.2	748.2
5°	756.4	755.8	756.6	757.6	756.0	756.4	755.8	757.0	757.4	756.6	757.2
7.5°	768.3	768.5	769.3	771.2	770.1	771.0	769.7	769.9	769.7	768.5	768.7
10°	781.2	781.4	782.8	785.3	785.7	785.7	784.9	784.3	783.5	782.6	782.8
12.5°	796.8	797.8	798.8	801.9	801.9	803.5	803.1	801.5	800.0	798.8	798.8
15°	817.9	817.7	818.9	822.0	823.4	826.1	826.1	823.8	822.0	820.7	820.3
17.5°	840.0	840.6	841.4	845.1	847.4	850.4	850.9	849.0	847.8	846.1	845.1
20°	865.8	866.8	870.1	871.6	873.6	876.5	877.5	877.1	875.9	875.0	875.2
22.5°	895.9	898.6	900.6	902.7	905.2	907.2	908.2	909.7	908.4	907.8	907.4
25°	932.4	934.2	938.3	942.0	943.7	944.3	945.5	947.6	947.4	945.9	945.9
27.5°	973.8	977.3	982.4	987.7	987.7	985.7	989.8	993.2	992.0	990.2	987.7
30°	1024.0	1027.3	1033.2	1040.6	1036.9	1035.5	1041.0	1047.3	1045.5	1042.4	1042.0
32.5°	1078.1	1081.1	1088.9	1096.9	1092.2	1090.2	1096.1	1105.3	1102.0	1095.9	1092.2
35°	1136.7	1139.7	1150.8	1160.4	1152.4	1149.0	1153.9	1163.9	1158.2	1146.7	1143.8
37.5°	1200.4	1202.0	1216.4	1226.2	1220.7	1211.4	1217.6	1225.0	1220.1	1206.1	1200.6
40°	1266.6	1272.5	1289.1	1300.6	1290.9	1276.4	1286.6	1296.9	1289.5	1271.7	1262.3
42.5°	1343.8	1348.3	1370.4	1380.7	1365.1	1344.6	1358.5	1372.5	1365.1	1347.9	1339.7
45°	1424.1	1431.1	1457.5	1467.7	1445.2	1419.2	1436.2	1460.6	1460.0	1435.2	1426.6
47.5°	1511.6	1518.6	1550.1	1563.6	1539.3	1504.4	1528.4	1562.8	1560.4	1533.1	1526.1
50°	1612.6	1620.0	1659.3	1676.3	1653.6	1613.0	1649.1	1679.4	1674.9	1641.3	1641.9
52.5°	1739.4	1739.0	1788.0	1817.5	1794.1	1758.3	1791.5	1821.0	1802.3	1755.8	1754.4
55°	1850.5	1857.2	1917.9	1973.8	1972.4	1958.6	1972.0	1973.2	1919.9	1858.0	1850.5
57.5°	1923.4	1936.3	2021.7	2122.9	2198.8	2217.0	2191.2	2112.9	1988.1	1889.2	1877.1
60°	1878.5	1898.2	2032.4	2238.7	2462.0	2569.2	2423.5	2180.7	1935.1	1797.2	1780.8
62.5°	1575.7	1608.9	1805.4	2182.8	2688.6	3001.9	2591.9	2071.9	1724.1	1534.1	1506.1
65°	959.6	994.7	1231.5	1796.6	2651.9	3344.4	2515.1	1719.7	1258.4	1022.1	991.8
67.5°	319.8	330.1	469.6	993.0	2084.2	3004.9	2087.7	1029.5	547.6	363.0	352.4
70°	125.2	126.2	148.9	287.9	984.2	2063.9	1086.1	293.0	155.7	123.1	125.8
72.5°	92.0	92.4	98.8	120.3	256.5	909.2	265.7	120.9	96.1	86.3	86.3
75°	74.0	74.0	78.5	87.7	114.9	208.6	116.6	86.7	75.2	68.8	68.0
77.5°	58.4	59.6	63.1	69.0	77.9	100.4	80.7	68.6	60.6	54.7	53.5
80°	43.4	44.7	50.4	53.3	55.9	69.7	59.6	53.7	47.9	41.0	39.7
82.5°	28.5	29.7	36.9	38.5	37.9	45.5	40.2	39.5	35.2	26.4	25.2
85°	18.6	19.1	24.6	25.6	23.6	20.7	25.6	27.0	24.6	17.2	16.6
87.5°	8.8	8.8	12.5	11.7	10.7	8.6	11.7	13.7	13.9	8.4	8.2
90°	0.0	0.0	0.0	0.0	0.0	0.0	0.0	0.0	0.0	0.0	0.0

(END OF REPORT)